

## SUMMER MATH AND READING ASSIGNMENTS

During the summer months, students entering the second grade in the fall are required to keep up with their math and reading skills. In order to do so each child will receive a **Math packet** that they are to complete and hand in to their second grade teacher in September. The Math packet contains a general review of the work they completed in first grade.

Each student is to read three books over the summer. They should select two fiction books and one non-fiction book. They are to write a report for each of the books they choose.

**The report should contain the following: title, author, main idea, and their favorite part.** It must be written in full sentences and should be written on theme tablet. In addition, they are asked to **draw a picture** of their favorite part for each of the three books they choose to read. The drawing should be stapled to the report on a separate sheet of plain white paper. The reports will be due in September.

Attached is a reading list with a wide selection of books from which they can choose. Reading should not be viewed as a struggle or a chore so please help them choose books they are comfortable with and that are on their reading level. It is strongly suggested that they write the report when they finish reading the book rather than wait until the end of August so they do not forget what the book was about.

Have a great summer and Happy Reading and Math!

Mrs. Gembecki and Ms. Brennan

## SECOND GRADE SUMMER READING LIST

### **EASY READERS**

Henry and Mudge series

Stuart Little (An I Can Read book)

Amelia Bedelia series

Bones series

Amber Brown series

Fancy Nancy (Level 1)

Flat Stanley series

### **AUTHOR**

Cynthia Rylant

Susan Hill

Peggy Parish

David Adler

Paula Danziger

Jane O'Connor

Jeff Brown

### **CHAPTER BOOKS**

Young Cam Jansen series

Jigsaw Jones series

Nate the Great Series

The Bailey School Kids series

Rainbow Magic Fairy Series

Ready Freddy series

Horrible Harry series

Magic Tree House series

Box Car Children

### **AUTHOR**

David Adler

James Preller

Marjorie Sharmal

Jones and Dadey

Daisy Meadows

Abby Kline

Suzy Kline

Mary Pope Osborne

Gertrude Chandler Warne

### **NON-FICTION**

Nature's Children Animal series

National Geographic Kids Books, Level 2

Extreme Weather series

Any Science book by Seymour Simon

### **AUTHOR**


Laima Dingwall

Lisa Burby

Seymour Simon

Name \_\_\_\_\_


Write the number and the number word.



\_\_\_\_\_

-----


\_\_\_\_\_



\_\_\_\_\_

-----

\_\_\_\_\_



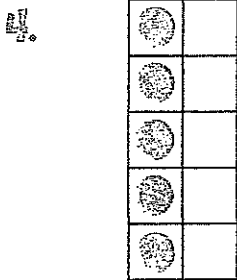
\_\_\_\_\_

-----

\_\_\_\_\_

Draw one more .

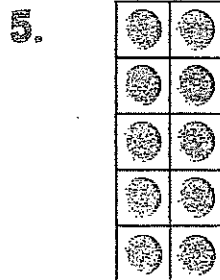
Write the number and the number word.



\_\_\_\_\_

-----

\_\_\_\_\_



\_\_\_\_\_

-----

\_\_\_\_\_

Write the missing numbers.

6. 3, \_\_\_\_\_, \_\_\_\_\_, 6

7. \_\_\_\_\_, 1, 2, \_\_\_\_\_

8. 9, \_\_\_\_\_, 11, \_\_\_\_\_

Complete to make each statement true.

Then write  $<$ ,  $=$ , or  $>$ .

9. six eight

\_\_\_\_\_ is greater than \_\_\_\_\_

6 ○ 8

10. eleven nine

\_\_\_\_\_ is less than \_\_\_\_\_

11 ○ 9

Circle the bug that is in eighth place.



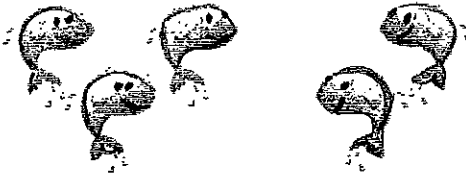
Add. Write each addition sentence.

1.



$$\underline{\quad} + \underline{\quad} = \underline{\quad}$$

2.



$$\underline{\quad} + \underline{\quad} = \underline{\quad}$$

Add. Write the related addition fact.

3.

$$\begin{array}{r} 4 \\ + 1 \\ \hline \end{array} \quad \begin{array}{r} \boxed{1} \\ + \boxed{4} \\ \hline \end{array}$$

4.

$$\begin{array}{r} 5 \\ + 0 \\ \hline \end{array} \quad \begin{array}{r} \boxed{\quad} \\ + \boxed{\quad} \\ \hline \end{array}$$

5.

$$\begin{array}{r} 7 \\ + 2 \\ \hline \end{array} \quad \begin{array}{r} \boxed{\quad} \\ + \boxed{\quad} \\ \hline \end{array}$$

6.

$$\begin{array}{r} 2 \\ + 3 \\ \hline \end{array} \quad \begin{array}{r} \boxed{\quad} \\ + \boxed{\quad} \\ \hline \end{array}$$

7.

$$\begin{array}{r} 4 \\ + 5 \\ \hline \end{array} \quad \begin{array}{r} \boxed{\quad} \\ + \boxed{\quad} \\ \hline \end{array}$$

8.

$$\begin{array}{r} 2 \\ + 6 \\ \hline \end{array} \quad \begin{array}{r} \boxed{\quad} \\ + \boxed{\quad} \\ \hline \end{array}$$

Add.

9.

$$\begin{array}{r} 1 \\ + 1 \\ \hline \end{array} \quad \begin{array}{r} 1 \\ + 2 \\ \hline \end{array}$$

10.

$$\begin{array}{r} 3 \\ + 3 \\ \hline \end{array} \quad \begin{array}{r} 3 \\ + 4 \\ \hline \end{array}$$

11.

$$\begin{array}{r} 4 \\ + 4 \\ \hline \end{array} \quad \begin{array}{r} 4 \\ + 5 \\ \hline \end{array}$$

12.

$$\begin{array}{r} 2 \\ + 2 \\ \hline \end{array} \quad \begin{array}{r} 2 \\ + 3 \\ \hline \end{array}$$

**Problem Solving**

Solve. Use a problem-solving strategy.

13. Lee saw 4 .

He saw as many as . How many animals did Lee see?

Lee saw \_\_\_\_\_ animals.

14. Eva cares for 6 .

She also cares for 1 fewer than . How many animals does Eva care for?


Eva cares for \_\_\_\_\_ animals.

Name \_\_\_\_\_

Subtract. Write each subtraction sentence.



\_\_\_\_\_ - \_\_\_\_\_ = \_\_\_\_\_



\_\_\_\_\_ - \_\_\_\_\_ = \_\_\_\_\_

Subtract. Write the related subtraction fact.

3. 
$$\begin{array}{r} 5 \\ - 2 \\ \hline \end{array}$$
 
$$\begin{array}{r} \boxed{5} \\ - \boxed{3} \\ \hline \end{array}$$

4. 
$$\begin{array}{r} 9 \\ - 5 \\ \hline \end{array}$$
 
$$\begin{array}{r} \boxed{\phantom{0}} \\ - \boxed{\phantom{0}} \\ \hline \end{array}$$

5. 
$$\begin{array}{r} 12 \\ - 7 \\ \hline \end{array}$$
 
$$\begin{array}{r} \boxed{\phantom{0}} \\ - \boxed{\phantom{0}} \\ \hline \end{array}$$

6. 
$$\begin{array}{r} 10 \\ - 4 \\ \hline \end{array}$$
 
$$\begin{array}{r} \boxed{\phantom{0}} \\ - \boxed{\phantom{0}} \\ \hline \end{array}$$

7. 
$$\begin{array}{r} 8 \\ - 6 \\ \hline \end{array}$$
 
$$\begin{array}{r} \boxed{\phantom{0}} \\ - \boxed{\phantom{0}} \\ \hline \end{array}$$




8. 
$$\begin{array}{r} 11 \\ - 7 \\ \hline \end{array}$$
 
$$\begin{array}{r} \boxed{\phantom{0}} \\ - \boxed{\phantom{0}} \\ \hline \end{array}$$




Use a subtraction fact to find the missing addend.

9. 
$$\begin{array}{r} 5 \\ + ? \\ \hline 8 \end{array}$$
 
$$\begin{array}{r} \boxed{\phantom{0}} \\ - \boxed{\phantom{0}} \\ \hline \end{array}$$
 
$$\begin{array}{r} 5 \\ + \boxed{\phantom{0}} \\ \hline 8 \end{array}$$

10. 
$$\begin{array}{r} 2 \\ + ? \\ \hline 9 \end{array}$$
 
$$\begin{array}{r} \boxed{\phantom{0}} \\ - \boxed{\phantom{0}} \\ \hline \end{array}$$
 
$$\begin{array}{r} 2 \\ + \boxed{\phantom{0}} \\ \hline 9 \end{array}$$




**Problem Solving** Solve. Use a problem-solving strategy.

11. Bruno has 7 .  
Two  dry up.  
How many do not dry up?  
\_\_\_\_\_ - \_\_\_\_\_ = \_\_\_\_\_  
\_\_\_\_\_  do not  
dry up.



12. Jane has 12 . Ruby  
has 6 . Who has  
more? How many more?  
\_\_\_\_\_ - \_\_\_\_\_ = \_\_\_\_\_  
\_\_\_\_\_ has \_\_\_\_\_  
more .

Name \_\_\_\_\_

Write how many.

		
_____ tens _____ ones	_____ tens _____ ones	_____ tens _____ ones
_____ sixty-_____	_____ fifty-_____	_____ thirty-_____

Write how many. Then write the expanded form.

	
_____ tens _____ ones	_____ tens _____ ones
_____ + _____	_____ + _____

Write the numbers that come just before and just after.

6. \_\_\_\_\_, 70, \_\_\_\_\_     7. \_\_\_\_\_, 99, \_\_\_\_\_     8. \_\_\_\_\_, 27, \_\_\_\_\_

Compare the numbers.

Write <, =, or >.

9. 31 ○ 13     10. 25 ○ 25     11. 76 ○ 79

12. Where does each number belong?





Write the numbers in the table.

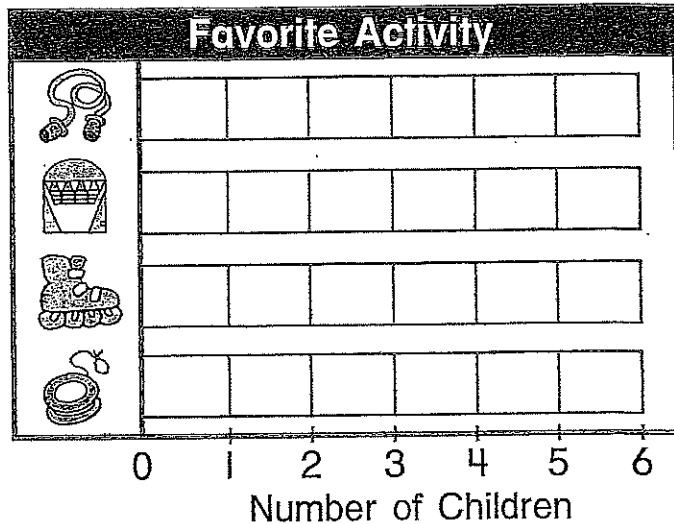
15	63	52	7	34
40	71	98	86	39

odd	even



Use the tally chart to make a bar graph.  
Color one  for each tally mark.

1.



Activity	Tally
	
	
	
	





Use the bar graph above. Write your answer.

2. How many more children like  than  ?



\_\_\_\_\_ ○ \_\_\_\_\_ = \_\_\_\_\_

3. How many children like  or  best?

\_\_\_\_\_ ○ \_\_\_\_\_ = \_\_\_\_\_

4. How many children like  or  best?

\_\_\_\_\_ ○ \_\_\_\_\_ = \_\_\_\_\_

5. How many more children like  than  ?

\_\_\_\_\_ ○ \_\_\_\_\_ = \_\_\_\_\_

Add or subtract.

1. $\begin{array}{r} 5 \\ + 8 \\ \hline \end{array}$	2. $\begin{array}{r} 7 \\ + 7 \\ \hline \end{array}$	3. $\begin{array}{r} 16 \\ - 7 \\ \hline \end{array}$	4. $\begin{array}{r} 13 \\ - 4 \\ \hline \end{array}$	5. $\begin{array}{r} 9 \\ + 7 \\ \hline \end{array}$
6. $\begin{array}{r} 14 \\ - 6 \\ \hline \end{array}$	7. $\begin{array}{r} 20 \\ - 10 \\ \hline \end{array}$	8. $\begin{array}{r} 9 \\ + 9 \\ \hline \end{array}$	9. $\begin{array}{r} 8 \\ + 7 \\ \hline \end{array}$	10. $\begin{array}{r} 15 \\ - 7 \\ \hline \end{array}$

Subtract. Add to check.

11. $\begin{array}{r} 14 \\ - 6 \\ \hline \end{array}$	$\begin{array}{r} \square \\ + \square \\ \hline \end{array}$	12. $\begin{array}{r} 16 \\ - 8 \\ \hline \end{array}$	$\begin{array}{r} \square \\ + \square \\ \hline \end{array}$	13. $\begin{array}{r} 17 \\ - 9 \\ \hline \end{array}$	$\begin{array}{r} \square \\ + \square \\ \hline \end{array}$
--	---	--	---	--	---



Use the cards to write the fact family.


$\boxed{6}$	$\boxed{13}$	_____ $\bigcirc$ _____ = _____	_____ $\bigcirc$ _____ = _____
$\boxed{7}$		_____ $\bigcirc$ _____ = _____	_____ $\bigcirc$ _____ = _____

Add. Circle the addends you add first.

15. $\begin{array}{r} 8 \\ 2 \\ + 8 \\ \hline \end{array}$	16. $\begin{array}{r} 4 \\ 5 \\ + 5 \\ \hline \end{array}$	17. $\begin{array}{r} 9 \\ 2 \\ + 2 \\ \hline \end{array}$	18. $\begin{array}{r} 4 \\ 4 \\ + 8 \\ \hline \end{array}$	19. $\begin{array}{r} 6 \\ 3 \\ + 6 \\ \hline \end{array}$
--	--	--	--	--


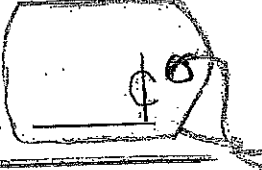
**Problem Solving** Solve. Use a problem-solving strategy.


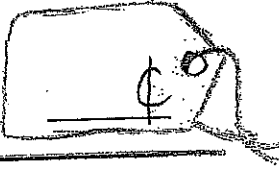
20. Mia has 18 . She gives 9 to her brother.  
How many  does Mia have then?

\_\_\_\_\_ 






Count on. Write how much.

1.  \_\_\_\_\_, \_\_\_\_\_, \_\_\_\_\_, \_\_\_\_\_, \_\_\_\_\_, \_\_\_\_\_, \_\_\_\_\_ 

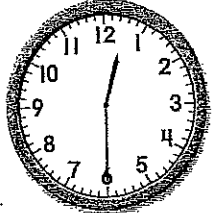

2.  \_\_\_\_\_, \_\_\_\_\_, \_\_\_\_\_, \_\_\_\_\_, \_\_\_\_\_, \_\_\_\_\_ 

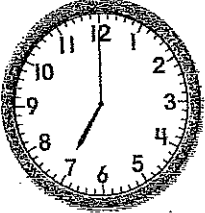

Write each amount.

Circle the amounts that are equal.

3.  \_\_\_\_\_  \_\_\_\_\_  \_\_\_\_\_

Write the time in two ways.

4.  half past \_\_\_\_\_ 

5.  \_\_\_\_\_ o'clock 

**Problem Solving**

Solve. Use a problem-solving strategy.

6. Harry is the 24th child in line.  
 There are 3 children behind him.  
 What is the position of the last child? \_\_\_\_\_

Add. Regroup as needed.

1.  $3 \text{ tens} + 6 \text{ tens} = \underline{\hspace{2cm}} \text{ tens}$      2.  $5 \text{ dimes} + 2 \text{ dimes} = \underline{\hspace{2cm}} \text{ dimes}$

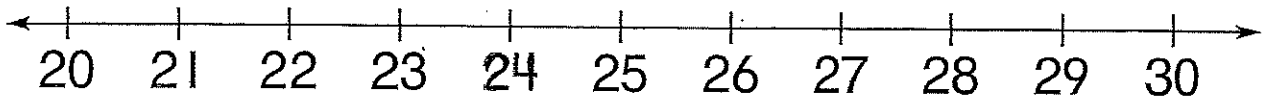
3.  $\begin{array}{r} 23 \\ + 16 \\ \hline \end{array}$      4.  $\begin{array}{r} 14\text{¢} \\ + 44\text{¢} \\ \hline \end{array}$      5.  $\begin{array}{r} 37 \\ + 2 \\ \hline \end{array}$      6.  $\begin{array}{r} 52 \\ + 27 \\ \hline \end{array}$      7.  $\begin{array}{r} 64\text{¢} \\ + 33\text{¢} \\ \hline \end{array}$      8.  $\begin{array}{r} 40\text{¢} \\ + 10\text{¢} \\ \hline \end{array}$

9.  $\begin{array}{r} 38 \\ + 4 \\ \hline \end{array}$

10.  $\begin{array}{r} 59 \\ + 2 \\ \hline \end{array}$

Draw hops to find the nearest ten.

11. Is 24 closer to 20 or 30?



24 is closer to \_\_\_\_\_.

$7 \text{ tens} - 3 \text{ tens} = \underline{\hspace{2cm}} \text{ tens}$       $9 \text{ dimes} - 1 \text{ dime} = \underline{\hspace{2cm}} \text{ dimes}$

Subtract.

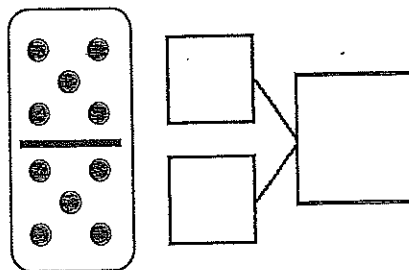
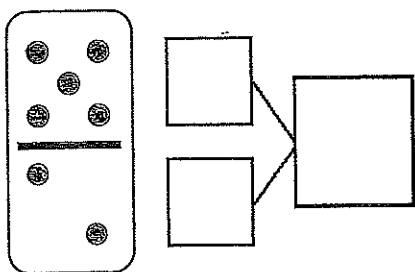
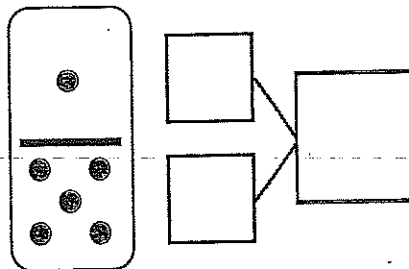
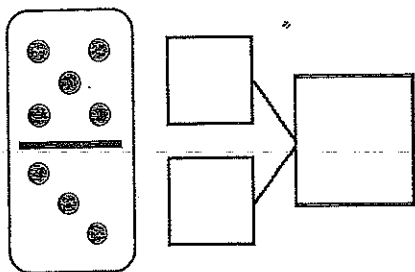
3.  $\begin{array}{r} 20 \\ - 10 \\ \hline \end{array}$      4.  $\begin{array}{r} 77\text{¢} \\ - 34\text{¢} \\ \hline \end{array}$      5.  $\begin{array}{r} 51 \\ - 30 \\ \hline \end{array}$      6.  $\begin{array}{r} 35 \\ - 4 \\ \hline \end{array}$      7.  $\begin{array}{r} 89\text{¢} \\ - 56\text{¢} \\ \hline \end{array}$      8.  $\begin{array}{r} 43\text{¢} \\ - 22\text{¢} \\ \hline \end{array}$

Regroup 1 ten as 10 ones. Find the difference.

9.  $\begin{array}{r} 65 \\ - 36 \\ \hline \end{array}$

10.  $\begin{array}{r} 34 \\ - 18 \\ \hline \end{array}$

Make a number bond for the dominoes.



Circle 5 and count. Then, make a number bond.

<p>1</p>	

Name: \_\_\_\_\_

# Number of the Day



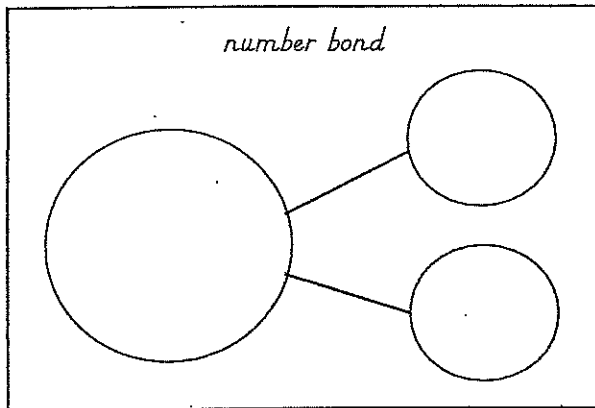
write the number word

one less

one more

write the next three numbers

draw it



tally marks

show on ten frames

